

# (Neutropenia in patients with sepsis: neutrophil function is the predictor of recovery rather than the count)

Manahil Y Solaiman<sup>1</sup>, Nahla H Erwa<sup>2</sup>, Osama A Eltayeb<sup>3</sup>, Eman A Fadul<sup>3</sup>, Ahmed M Musa<sup>1</sup>

1.Department of Clinical Pathology Immunology, Institute of Endemic Diseases, University of Khartoum.

2.Department of Microbiology, Faculty of Medicine, University of Khartoum. 3. Flowcytometry laboratory, Khartoum Online 7th ASID Congress October 1st-2<sup>nd</sup> 2021

## Background

Sepsis is a clinical syndrome that has physiologic and biochemical abnormalities caused by a dysregulated inflammatory response to infection. It may lead to multiple organ dysfunction syndrome and death. Furthermore, immune diagnostic biomarkers are not available. Neutrophil plays a crucial role in the pathophysiology of sepsis.

## Purpose:

The study aimed at assessing if there is any correlation between the neutrophils count (ANC) and function (NF), and Granulocyte-Colony Stimulating Factor (G-CSF) and the stage of sepsis.

## Methods:

A descriptive cohort hospital-based study was conducted at the ICU departments in 2 tertiary referral hospitals in Khartoum, Sudan. Patients were diagnosed using the SIRS defining variables. ANC and NF were measured using whole venous blood samples. Data were collected at the time of admission and recovery from sepsis.

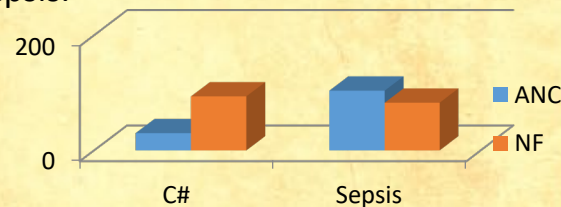


Fig.(3.1). Patients with sepsis collectively showed lower neutrophil function compared with the controls(C#) which explains the death of most of them 69\80

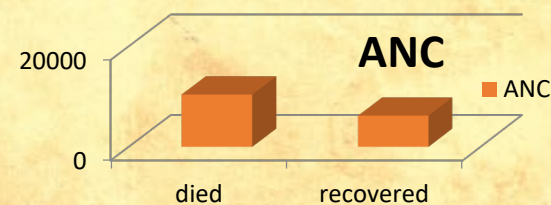


Fig.(3.3).Absolute neutrophils count is low in patients with sepsis who recovered

## Results:

Eighty patients and 7 healthy controls were enrolled in this study. Patients were categorized into 3 groups; severe sepsis, septic shock and MODS according to standard criteria for definition of sepsis. Seventy patients had septic shock. The mean age was  $61.3 \pm 20.1$  and male: female was 1.5:1. Seven patients had severe sepsis with a mean age of  $46.1 \pm 12.9$  and male to female ratio was 3:1. And 3 MODS patients had ANC of  $14000 \pm 8040$ , and normal NF. Fifty-nine (59/70) patients died and the remaining (11/70) recovered. Those who died showed high mean ANC ( $10400 \pm 7360$ ) whereas those who recovered showed low mean ANC ( $6200 \pm 3010$ ),  $p = 0.001$ . The NF showed increment with increasing severity of sepsis,  $p = 0.001$ .

## Conclusion:

The neutrophils function could be considered as a predictor of recovery in septic shock, unlike the ANC which is very variable. One of the study limitations is that G-CSF was not measured.

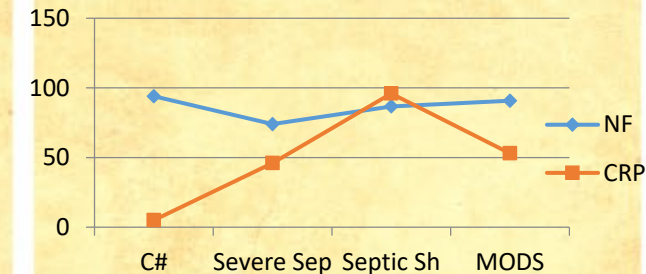


Fig.(3.4). Neutrophils function was increasing with increased severity of sepsis up to MODS.CRP showed same trend as NF except that it showed marked reduction in MODS



African Society for Immunodeficiencies  
Société Africaine des Déficits Immunitaires  
الجمعية الإفريقية للأمراض ضعف المناعة الأي

**PID-IEI IN AFRICA:**  
WHERE AND HOW TO FIND THEM?

Online 7<sup>th</sup> ASID Congress  
Khartoum, SUDAN  
October 1<sup>st</sup>-2<sup>nd</sup>, 2021

African School  
September 18<sup>th</sup>, 2021